

Governance

MO IBRAHIM FOUNDATION

— 2024 IIAG

2014-2023 RESULTS

PRO FILE:

Ghana



[mo.ibrahim.foundation](https://moibrahimfoundation.org)

FB → /MolbrahimFoundation

X → @Mo_IbrahimFdn #IIAG

IG → moibrahimfoundation

Table of contents

2024 IIAG framework	p.4
Reading the results	p.6
Overall Governance	p.7
Category level	p.9
Sub-category level	p.10
Indicator level	p.13
2024 IIAG scorecard	p.14
Sources	p.15
Acronyms	p.16
Country info	p.17
Additional data	p.17

2024 IIAG framework



OVERALL GOVERNANCE



SECURITY & RULE OF LAW

Security & Safety

- Absence of Armed Conflict
- Absence of Violence against Civilians
- Absence of Forced Migration
- Absence of Human Trafficking & Forced Labour
- Absence of Crime
- Public Perception of Security & Safety

Rule of Law & Justice

- Executive Compliance with the Rule of Law
- Impartiality of the Judicial System
- Judicial Processes
- Equality before the Law
- Law Enforcement
- Property Rights
- Public Perception of the Rule of Law

Accountability & Transparency

- Institutional Checks & Balances
- Absence of Undue Influence
- Civic Checks & Balances
- Disclosure of Public Records
- Accessibility of Public Records
- Public Perception of Accountability

Anti-Corruption

- Anti-Corruption Mechanisms
- Absence of Corruption in State Institutions
- Absence of Corruption in the Public Sector
- Public Procurement Procedures
- Absence of Corruption in the Private Sector
- Public Perception of Anti-Corruption



PARTICIPATION, RIGHTS & INCLUSION

Participation

- Freedom of Association & Assembly
- Political Pluralism
- Civil Society Space
- Democratic Elections
- Deliberative & Participatory Governance
- Public Perception of Political Participation

Rights

- Personal Liberties
- Freedom of Expression & Belief
- Media Freedom
- Digital Freedom
- Protection against Discrimination
- Public Perception of Freedom of Speech

Inclusion & Equality

- Equal Political Power
- Equal Political Representation
- Equal Civil Liberties
- Equal Socioeconomic Opportunity
- Equal Access to Public Services
- Public Perception of Inclusion & Equality

Women's Equality

- Political Power & Representation of Women
- Rights & Civil Liberties for Women
- Socioeconomic Opportunity for Women
- Access to Public Services for Women
- Laws on Violence against Women
- Public Perception of Female Leadership



FOUNDATIONS FOR ECONOMIC OPPORTUNITY

Public Administration

- Civil Registration
- Capacity of the Statistical System
- Effective Administration
- Tax & Revenue Mobilisation
- Budgetary & Financial Management
- Public Perception of Easiness to Obtain an Identity Document

Business & Labour Environment

- Regional Integration
- Economic Diversification
- Business & Competition Regulations
- Access to Banking Services
- Labour Relations
- Secure Employment Opportunities
- Public Perception of Economic Opportunities

Infrastructure

- Transport Network
- Access to Energy
- Mobile Communications
- Internet & Computers
- Shipping & Postal Network
- Public Perception of Infrastructure

Rural Economy

- Rural Land & Water Access
- Rural Market Access
- Rural Economy Support
- Rural Representation & Participation



HUMAN DEVELOPMENT

Health

- Access to Healthcare
- Access to Water & Sanitation
- Control of Communicable Diseases
- Control of Non-Communicable Diseases
- Child & Maternal Health
- Health Quality
- Public Perception of Health Provision

Education

- Equality in Education
- Education Enrolment
- Education Completion
- Human Resources in Education
- Education Quality
- Public Perception of Education Provision

Social Protection & Welfare

- Social Safety Nets
- Poverty Reduction Policies
- Socioeconomic Inequality Mitigation
- Decent Housing
- Food Security
- Public Perception of Social Protection & Lived Poverty

Sustainable Environment

- Promotion of Environmental Sustainability
- Enforcement of Environmental Policies
- Air Quality
- Sustainable Use of Land & Forests
- Land & Water Biodiversity Protection

2024 IIAG framework

Categories

Sub-categories

Security & Rule of Law

Security & Safety
Rule of Law & Justice
Accountability & Transparency
Anti-Corruption

Participation, Rights & Inclusion

Participation
Rights
Inclusion & Equality
Women's Equality

Foundations for Economic Opportunity

Public Administration
Business & Labour Environment
Infrastructure
Rural Economy

Human Development

Health
Education
Social Protection & Welfare
Sustainable Environment

Published since 2007, the Ibrahim Index of African Governance (IIAG) assesses governance performance in each African country over the latest available 10-year period. The Mo Ibrahim Foundation defines governance as the provision of the political, social, economic and environmental public goods that every citizen has the right to expect from its government, and that a government has the responsibility to deliver to its citizens.

Every IIAG dataset covers the latest decade of available data. The 2024 IIAG covers the 2014-2023 decade. The data for the IIAG comes from 49 data sources, from which 322 variables, clustered into 96 indicators, are collected.

The IIAG indicators are organised under 16 sub-categories and four categories – *Security & Rule of Law; Participation, Rights & Inclusion; Foundations for Economic Opportunity; Human Development* – that make up the *Overall Governance* score. Each of the four categories is composed of four sub-categories. Each of the 16 sub-categories is composed of a number of indicators ranging from four to seven. When possible, each sub-category includes one indicator composed of public perception variables sourced from Afrobarometer.

Nearly 95% of the 2024 IIAG indicators (90 out of 96) are clustered indicators, which are composed of more than one variable collected from sources. In total there are more than 265,000 data points in the 2024 IIAG dataset.

Reading the results

Four main criteria can be used to analyse the performance of a country or a governance measure in the 2024 IIAG: latest year score, latest year rank, change over the past decade and trend over the period.

Scores and ranks

Rounded to one decimal point, the IIAG scores quantify a country's performance for each governance measure for each data year, expressed out of 100.0 (with 100.0 always being the best score).

Ranks are calculated based on the respective scores and are expressed out of 54. When two or more countries have the same score, they share the same place in the ranking table (tied ranks).

Changes and trends

The IIAG 10-year changes quantify the difference in absolute score between the last and the first data years of the time series. The 2024 IIAG 10-year changes compare the country's performance for each governance measure in 2023 compared to 2014, offering an assessment of the trajectory.

Trends are a fourth layer of analysis, complementing scores, ranks and 10-year changes. The IIAG trends serve to assess the rate of change over the latest five years (2019-2023) compared to that of the full 10-year series (2014-2023). This comparison helps identify early signs of the direction and pace of country trajectories – 'trends within trends'.

Trend

Characteristic

Increasing Improvement

Score is better in 2023 compared to 2014, with the rate of improvement increasing since 2019

Slowing Improvement

Score is better in 2023 compared to 2014, but the rate of improvement is slowing since 2019

Warning Signs

Score is better/no change in 2023 compared to 2014, but showing decline since 2019

Bouncing Back

Score is worse/no change in 2023 compared to 2014, but showing progress since 2019

Slowing Deterioration

Score is worse in 2023 compared to 2014, but the rate of deterioration is slowing since 2019

Increasing Deterioration

Score is worse in 2023 compared to 2014, with the rate of deterioration increasing since 2019

Overall Governance

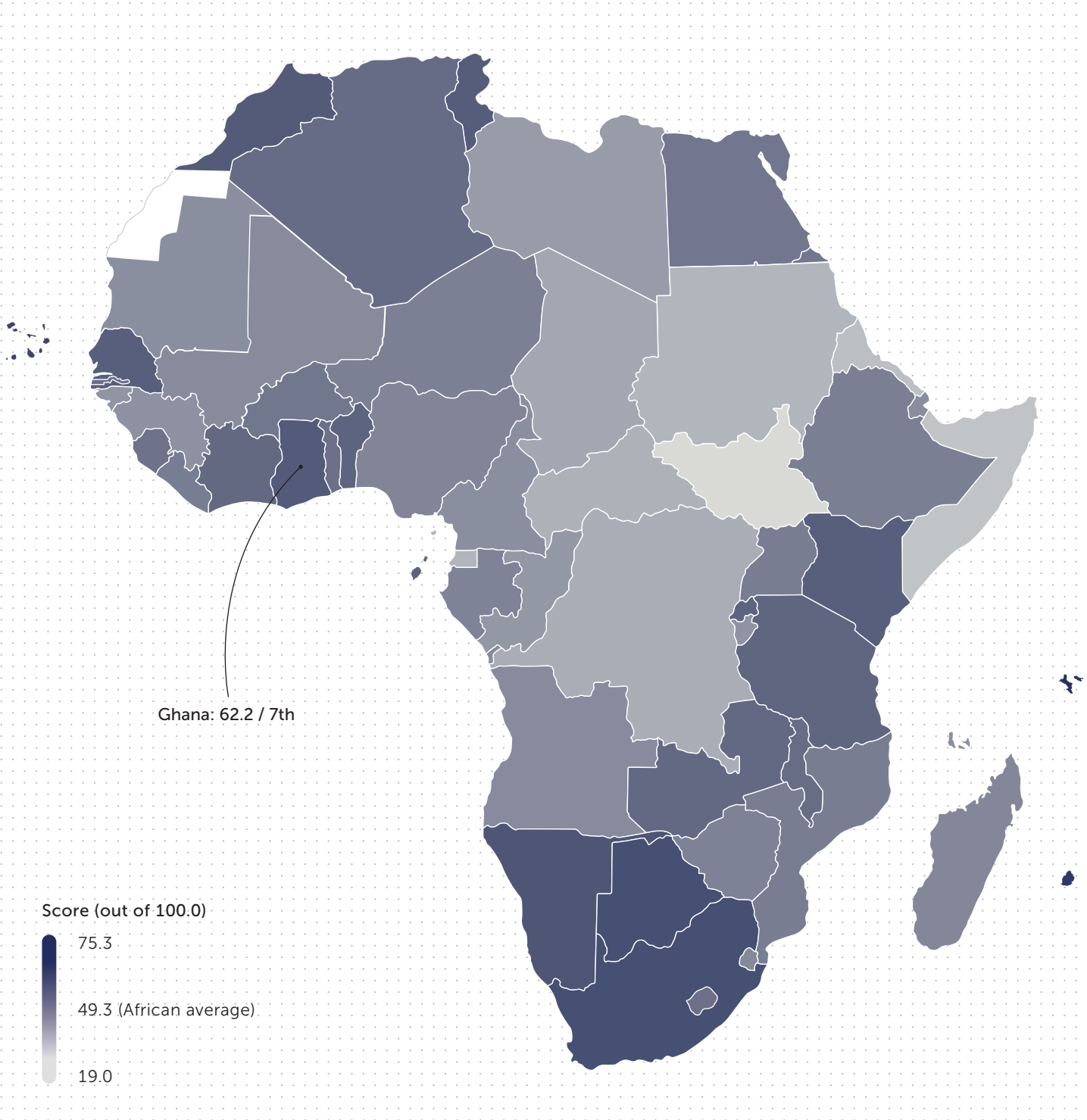
Overall Governance is the IAG's highest level composite score. The map below shows the overall level of governance performance across African countries in the latest data year (2023).

With a score of 62.2 (out of 100.0), Ghana ranks 7th (out of 54) in Overall Governance in 2023.

	2014	2023	10-year change	Trend
Score	61.0	62.2	+1.2	■
Rank	8	7	+1	

- Trend**
- Increasing Improvement
 - Bouncing Back
 - Slowing Improvement
 - Slowing Deterioration
 - Warning Signs
 - Increasing Deterioration

African countries: Overall Governance scores (2023)



Overall Governance

The bar graph below shows the overall level of governance performance across African countries in the latest data year (2023) as well as their trend. The latter assesses the rate of change over the latest five years (2019-2023) compared to that of the full 10-year series (2014-2023), thus providing early signs of the direction and pace of the country-level trajectories.

While Ghana's *Overall Governance* score has improved over the last decade (2014-2023), deterioration over the most recent five years (2019-2023) is worrisome.

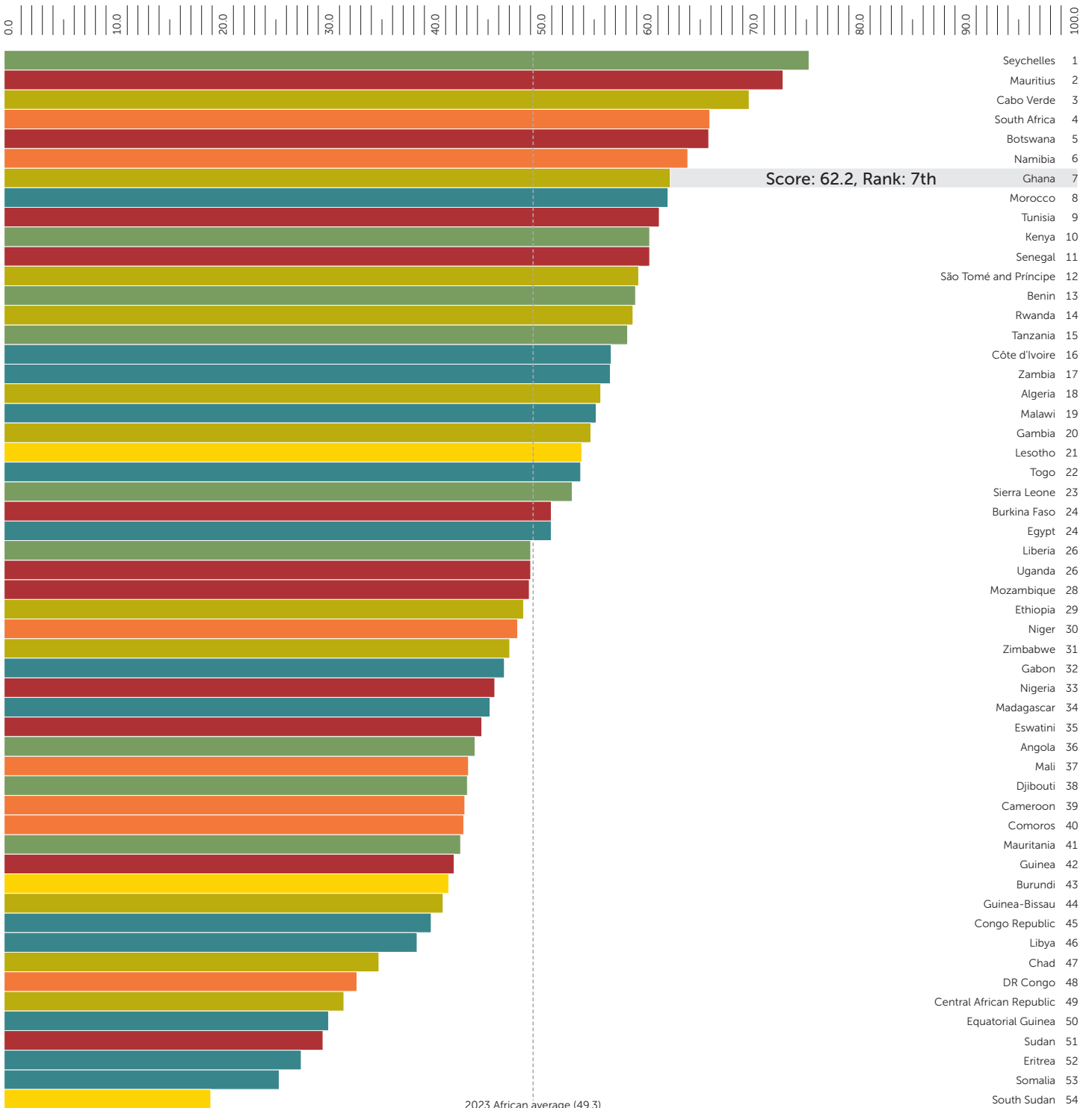
	10-year change (2014-2023)	5-year change (2019-2023)	Trend
Ghana	+1.2	-1.2	■
African average	+1.0	+0.1	■

Trend

- Increasing Improvement
- Slowing Improvement
- Warning Signs
- Bouncing Back
- Slowing Deterioration
- Increasing Deterioration

African countries: *Overall Governance* scores (2023) & trends (2014-2023)

Score



Category level

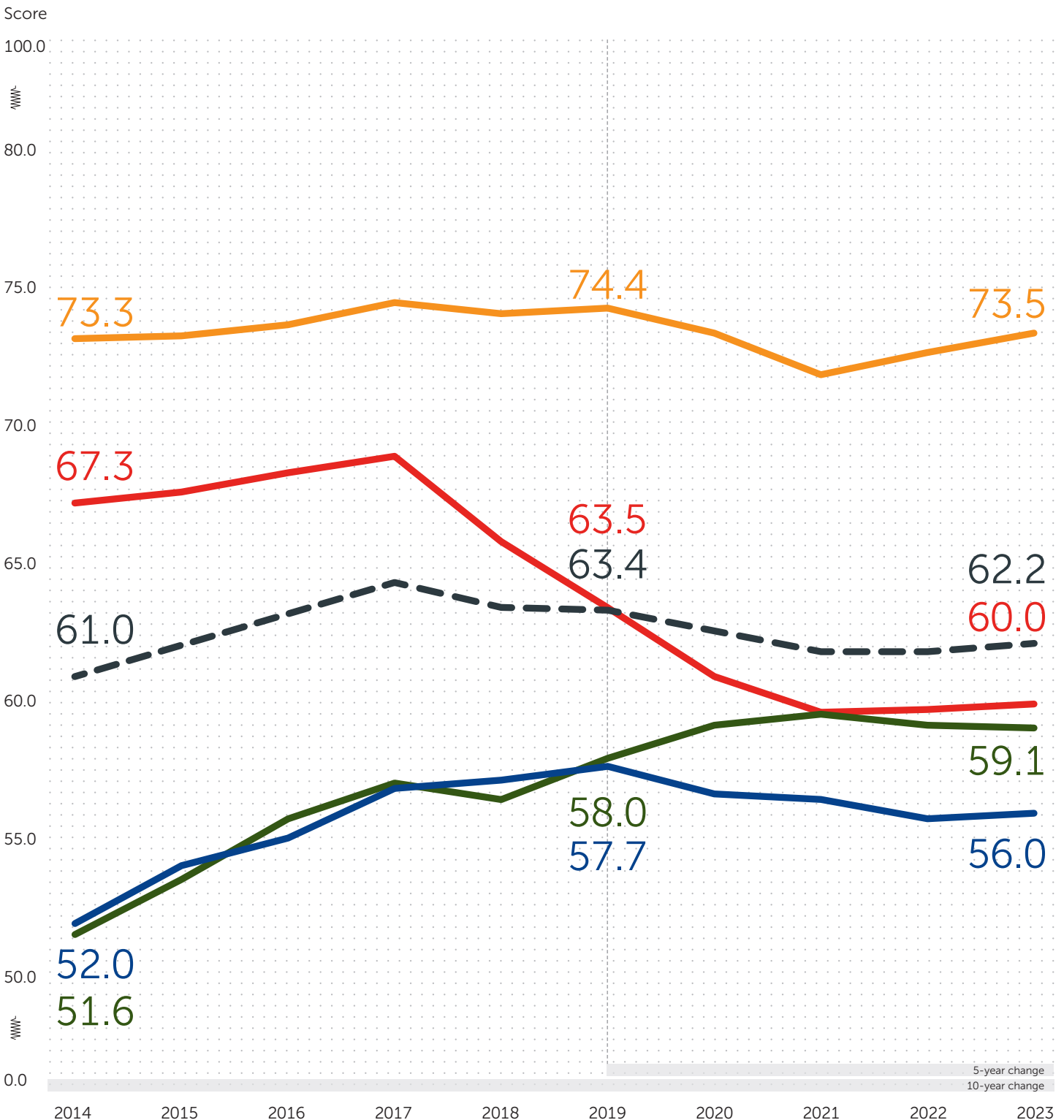
The line graph below shows the 10-year evolution in scores for Overall Governance and its four underlying categories.

Ghana has improved in three out of the four IIAG categories since 2014, namely *Participation, Rights & Inclusion*, *Foundations for Economic Opportunity* and *Human Development*. However, Ghana has deteriorated in *Security & Rule of Law*, driven by decline in all sub-categories.

- Trend**
- Increasing Improvement
 - Bouncing Back
 - Slowing Improvement
 - Slowing Deterioration
 - Warning Signs
 - Increasing Deterioration

Measure	Score (2023)	10-year change	Trend
Overall Governance	62.2	+1.2	■
Security & Rule of Law	60.0	-7.3	■
Participation, Rights & Inclusion	73.5	+0.2	■
Foundations for Economic Opportunity	59.1	+7.5	■
Human Development	56.0	+4.0	■

Ghana: Overall Governance and category scores (2014-2023)



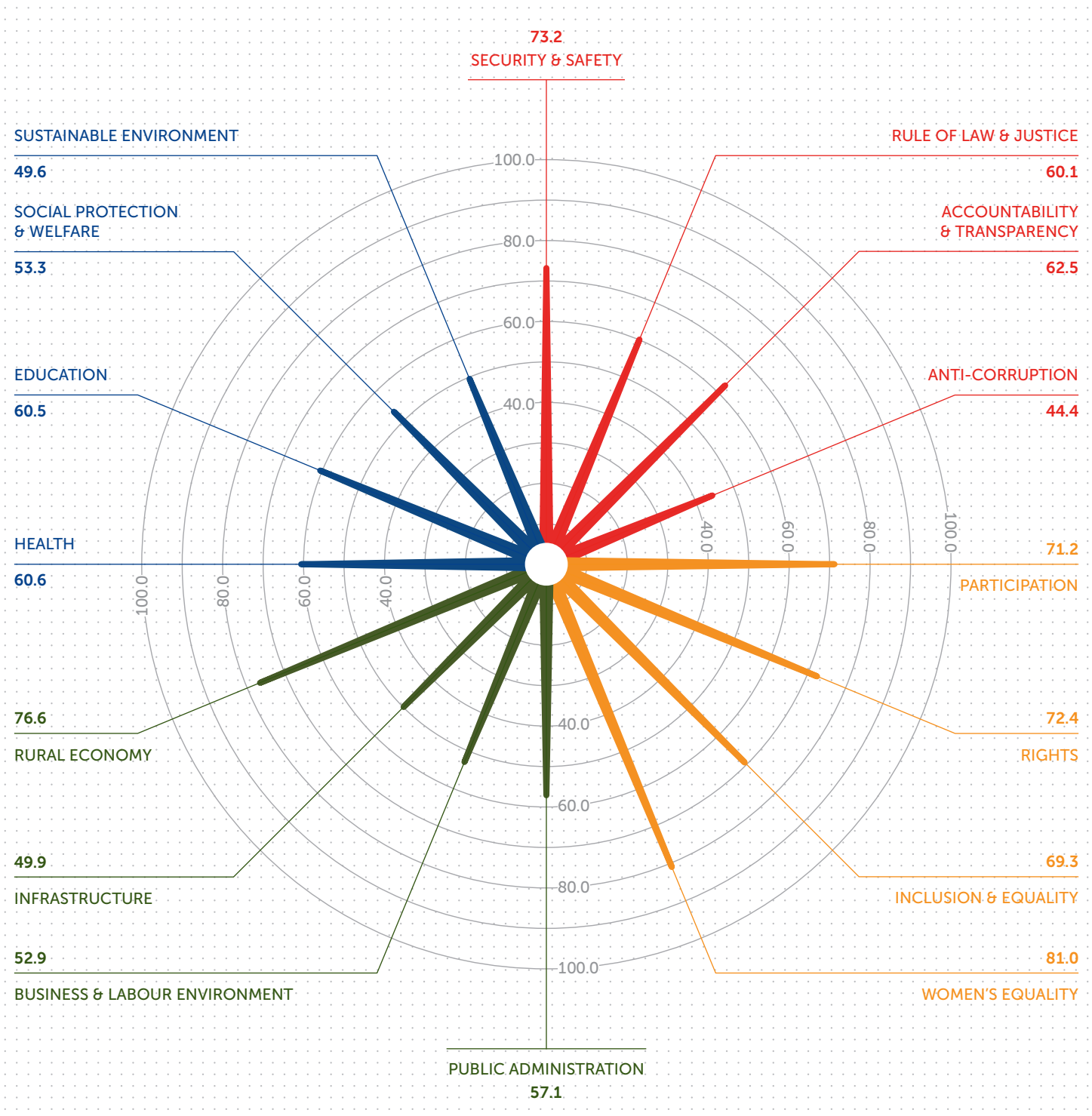
Sub-category level

The radial chart below shows performance in the latest data year (2023) across the IIAG's 16 sub-categories. This graph allows for the identification of best and worst performances at the sub-category level, showing whether the country's performance is balanced across different governance dimensions.

IIAG categories

- Security & Rule of Law
- Participation, Rights & Inclusion
- Foundations for Economic Opportunity
- Human Development

Ghana: sub-category scores (2023)



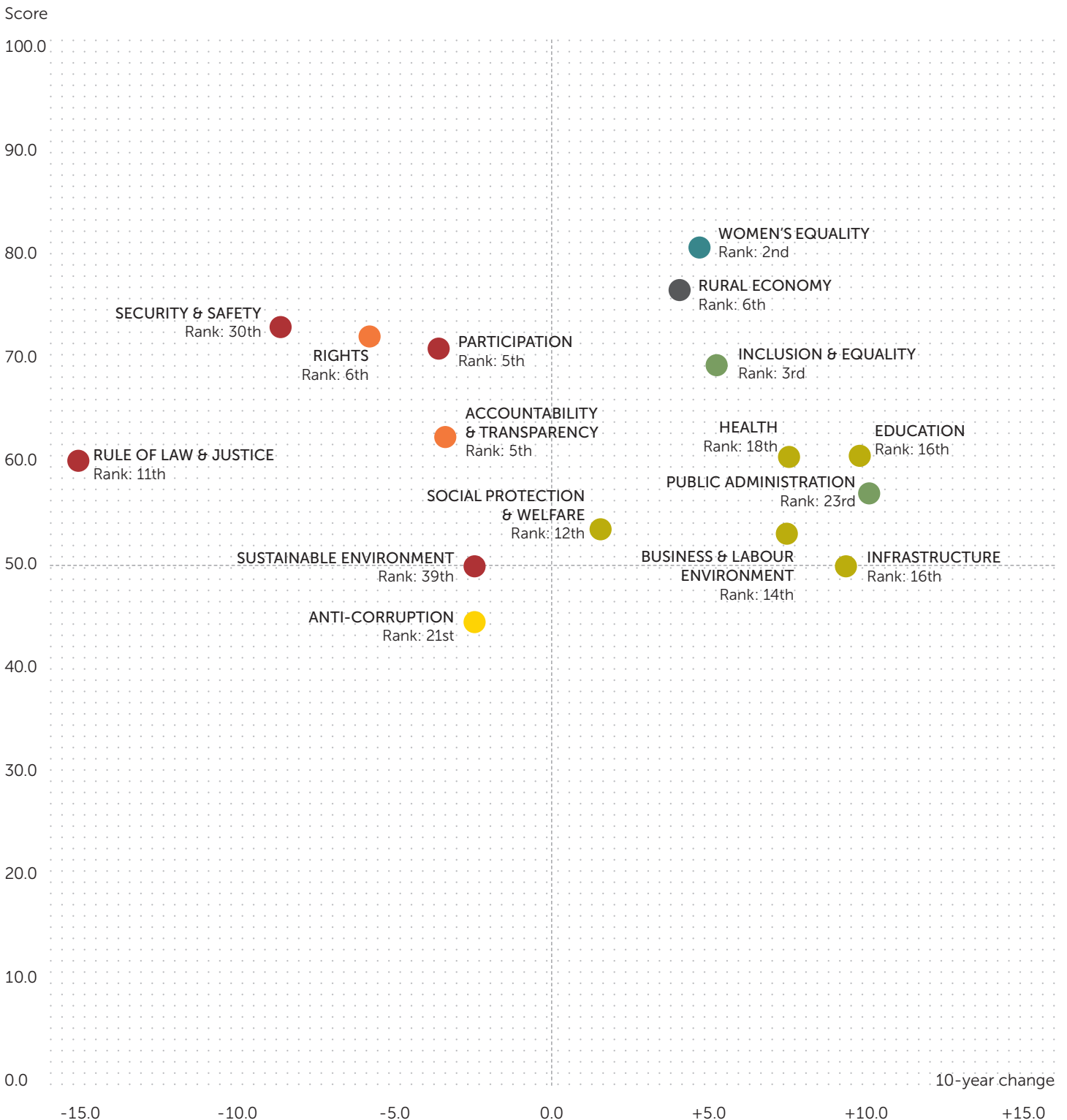
Sub-category level

The scatter plot below shows performance in the latest data year (2023) across the IAG's 16 sub-categories against their 10-year change. While sub-categories sitting in the upper right quadrant are both best performing and best trending, sub-categories sitting in the lower left quadrant are both worst performing and worst trending. Additionally, this scatter plot includes information on each sub-category's trend and rank.

Trend

- Increasing Improvement
- Slowing Improvement
- Warning Signs
- No Change
- Bouncing Back
- Slowing Deterioration
- Increasing Deterioration
- Not Classified

Ghana: sub-categories — scores, 10-year changes, ranks & trends (2023)



* The sub-category *Rural Economy* is not assigned a trend.

Sub-category level

The IIAG sub-category drivers of change identify the sub-categories that follow the same 10-year trajectory as the *Overall Governance* score of the country of choice, as well as the sub-categories that follow the opposite trajectory.

Between 2014 and 2023, Ghana has improved in nine out of the 16 IIAG sub-categories. It has improved in all sub-categories of the *Foundations for Economic Opportunity* category. It has deteriorated in all sub-categories of the *Security & Rule of Law* category. In 2023 Ghana scores above the continental average for 15 sub-categories and ranks among the top ten for six of the 16 sub-categories.

Best scoring (2023)	10-year change	Score
Women's Equality	+4.6	81.0
Rural Economy	+4.0	76.6
Security & Safety	-8.5	73.2

Worst scoring (2023)	10-year change	Score
Anti-Corruption	-2.4	44.4
Sustainable Environment	-2.5	49.6
Infrastructure	9.2	49.9

Overall Governance drivers of change: sub-category trends (2014-2023)

Change driven by (2014-2023)

Sub-category	10-year change	Score
Public Administration	+9.7	57.1
Education	+9.4	60.5
Infrastructure	+9.2	49.9
Health	+7.4	60.6
Business & Labour Environment	+7.2	52.9
Inclusion & Equality	+5.2	69.3
Women's Equality	+4.6	81.0
Rural Economy	+4.0	76.6
Social Protection & Welfare	+1.6	53.3

Change opposed by (2014-2023)

Sub-category	10-year change	Score
Rule of Law & Justice	-14.9	60.1
Security & Safety	-8.5	73.2
Rights	-5.6	72.4
Participation	-3.3	71.2
Accountability & Transparency	-3.2	62.5
Sustainable Environment	-2.5	49.6
Anti-Corruption	-2.4	44.4

* The sub-category *Rural Economy* is not assigned a trend.

Trend






 Increasing Improvement	 Bouncing Back
 Slowing Improvement	 Slowing Deterioration
 Warning Signs	 Increasing Deterioration
 No Change	 Not Classified

Indicator level

The tables below show the best scoring and worst scoring indicators in the latest data year (2023), as well as the most improved and deteriorated indicators over the 10-year period, out of the IIAG's 96 indicators.

Ghana scores above the continental average for 79 of the 96 IIAG indicators. Ghana improved in 48 out of the 96 indicators between 2014 and 2023, and declined in 45. No change was registered in three indicators. Ghana's indicators' final scores in 2023 range from 15.3 (*Public Perception of Economic Opportunities*) to 100.0 (*Laws on Violence against Women*).

Trend

	Increasing Improvement		Bouncing Back
	Slowing Improvement		Slowing Deterioration
	Warning Signs		Increasing Deterioration
	No Change		Not Classified

Best scoring & worst scoring indicators (2023)

Best scoring indicators (2023)

	10-year change	Score	Rank
Laws on Violence against Women	0.0	100.0	1
Absence of Forced Migration	+0.3	99.7	17
Absence of Armed Conflict	-0.8	98.7	35
Access to Public Services for Women	+5.4	92.4	2
Rights & Civil Liberties for Women	+3.1	91.2	3
Equal Civil Liberties	+3.6	89.1	2
Civil Society Space	-11.2	87.6	7
Digital Freedom	-7.7	86.0	4
Rural Economy Support	-0.4	84.8	3
Freedom of Expression & Belief	-0.2	84.6	10

Worst scoring indicators (2023)

	10-year change	Score	Rank
Public Perception of Economic Opportunities	-5.1	15.3	25
Public Perception of Easiness to Obtain an Identity Document	-12.4	22.9	32
Land & Water Biodiversity Protection	-12.1	24.9	44
Protection against Discrimination	0.0	33.3	11
Transport Network	-1.5	34.9	22
Public Perception of the Rule of Law	-12.1	36.7	17
Health Quality	+5.4	36.9	32
Public Perception of Anti-Corruption	+0.7	36.9	23
Public Perception of Social Protection & Lived Poverty	-6.1	37.4	18
Sustainable Use of Land & Forests	-4.3	37.6	50

Most improved & most deteriorated indicators (2014-2023)

Most improved indicators (2014-2023)

	10-year change	Score	Rank
Civil Registration	+50.0	75.0	7
Public Perception of Education Provision	+28.8	57.9	19
Rural Market Access	+27.6	81.8	6
Labour Relations	+22.6	78.5	1
Access to Banking Services	+21.3	42.2	7
Regional Integration	+20.2	60.4	9
Public Perception of Female Leadership	+18.7	72.8	13
Internet & Computers	+16.7	41.0	17
Public Perception of Inclusion & Equality	+16.4	64.9	11
Public Perception of Infrastructure	+15.7	40.2	20

Most deteriorated indicators (2014-2023)

	10-year change	Score	Rank
Impartiality of the Judicial System	-27.0	68.3	12
Law Enforcement	-22.0	43.0	19
Absence of Human Trafficking & Forced Labour	-20.5	55.7	31
Equality before the Law	-17.1	63.8	12
Absence of Undue Influence	-16.7	71.3	3
Anti-Corruption Mechanisms	-16.1	45.5	10
Absence of Violence against Civilians	-13.7	79.2	34
Judicial Processes	-13.7	53.6	17
Freedom of Association & Assembly	-12.5	75.0	6
Public Perception of Easiness to Obtain an Identity Document	-12.4	22.9	32

2024 IIAG scorecard

OVERALL GOVERNANCE

2023 SCORE/100	2023 RANK/54	CHANGE 2014-2023
62.2	7 th	+1.2

SECURITY & RULE OF LAW

	SCORE/100 2023	RANK/54 2023	CHANGE 2014-2023
SECURITY & RULE OF LAW	60.0	14	-7.3
SECURITY & SAFETY	73.2	30	-8.5
Absence of Armed Conflict	98.7	35	-0.8
Absence of Violence against Civilians	79.2	34	-13.7
Absence of Forced Migration	99.7	17	+0.3
Absence of Human Trafficking & Forced Labour	55.7	31	-20.5
Absence of Crime	61.5	34	-6.4
Public Perception of Security & Safety	44.6	17	-9.9
RULE OF LAW & JUSTICE	60.1	11	-14.9
Executive Compliance with the Rule of Law	76.6	12	-1.4
Impartiality of the Judicial System	68.3	12	-27.0
Judicial Processes	53.6	17	-13.7
Equality before the Law	63.8	12	-17.1
Law Enforcement	43.0	19	-22.0
Property Rights	78.9	9	-10.6
Public Perception of the Rule of Law	36.7	17	-12.1
ACCOUNTABILITY & TRANSPARENCY	62.5	5	-3.2
Institutional Checks & Balances	79.8	5	-0.5
Absence of Undue Influence	71.3	3	-16.7
Civic Checks & Balances	84.1	2	-2.0
Disclosure of Public Records	50.0	9	+11.4
Accessibility of Public Records	49.8	8	+0.1
Public Perception of Accountability	39.7	21	-11.7
ANTI-CORRUPTION	44.4	21	-2.4
Anti-Corruption Mechanisms	45.5	10	-16.1
Absence of Corruption in State Institutions	41.9	28	-4.6
Absence of Corruption in the Public Sector	42.2	23	-2.8
Public Procurement Procedures	46.5	13	-3.2
Absence of Corruption in the Private Sector	53.2	14	+11.1
Public Perception of Anti-Corruption	36.9	23	+0.7

PARTICIPATION, RIGHTS & INCLUSION

	SCORE/100 2023	RANK/54 2023	CHANGE 2014-2023
PARTICIPATION, RIGHTS & INCLUSION	73.5	4	+0.2
PARTICIPATION	71.2	5	-3.3
Freedom of Association & Assembly	75.0	6	-12.5
Political Pluralism	54.1	14	-4.9
Civil Society Space	87.6	7	-11.2
Democratic Elections	64.6	10	+3.0
Deliberative & Participatory Governance	75.9	4	-0.3
Public Perception of Political Participation	70.3	8	+6.3
RIGHTS	72.4	6	-5.6
Personal Liberties	77.4	2	-5.6
Freedom of Expression & Belief	84.6	10	-0.2
Media Freedom	69.7	7	-11.6
Digital Freedom	86.0	4	-7.7
Protection against Discrimination	33.3	11	0.0
Public Perception of Freedom of Speech	83.5	5	-8.2
INCLUSION & EQUALITY	69.3	3	+5.2
Equal Political Power	64.3	4	+3.9
Equal Political Representation	58.7	9	+0.6
Equal Civil Liberties	89.1	2	+3.6
Equal Socioeconomic Opportunity	80.8	5	+6.8
Equal Access to Public Services	58.0	10	-0.1
Public Perception of Inclusion & Equality	64.9	11	+16.4
WOMEN'S EQUALITY	81.0	2	+4.6
Political Power & Representation of Women	55.2	24	+0.2
Rights & Civil Liberties for Women	91.2	3	+3.1
Socioeconomic Opportunity for Women	74.5	3	0.0
Access to Public Services for Women	92.4	2	+5.4
Laws on Violence against Women	100.0	1	0.0
Public Perception of Female Leadership	72.8	13	+18.7

TREND

Increasing Improvement	Bouncing Back	No Change
Slowing Improvement	Slowing Deterioration	Not Classified
Warning Signs	Increasing Deterioration	

FOUNDATIONS FOR ECONOMIC OPPORTUNITY

	SCORE/100 2023	RANK/54 2023	CHANGE 2014-2023
FOUNDATIONS FOR ECONOMIC OPPORTUNITY	59.1	13	+7.5
PUBLIC ADMINISTRATION	57.1	23	+9.7
Civil Registration	75.0	7	+50.0
Capacity of the Statistical System	57.4	18	+9.2
Effective Administration	61.5	17	+2.8
Tax & Revenue Mobilisation	49.6	22	+3.2
Budgetary & Financial Management	76.4	11	+5.6
Public Perception of Easiness to Obtain an Identity Document	22.9	32	-12.4
BUSINESS & LABOUR ENVIRONMENT	52.9	14	+7.2
Regional Integration	60.4	9	+20.2
Economic Diversification	54.7	37	-7.4
Business & Competition Regulations	65.9	15	-3.5
Access to Banking Services	42.2	7	+21.3
Labour Relations	78.5	1	+22.6
Secure Employment Opportunities	53.6	22	+2.8
Public Perception of Economic Opportunities	15.3	25	-5.1
INFRASTRUCTURE	49.9	16	+9.2
Transport Network	34.9	22	-1.5
Access to Energy	58.3	14	+9.5
Mobile Communications	76.7	15	+9.6
Internet & Computers	41.0	17	+16.7
Shipping & Postal Network	48.1	5	+4.8
Public Perception of Infrastructure	40.2	20	+15.7
RURAL ECONOMY	76.6	6	+4.0
Rural Land & Water Access	60.7	22	-7.8
Rural Market Access	81.8	6	+27.6
Rural Economy Support	84.8	3	-0.4
Rural Representation & Participation	79.1	10	-3.5

HUMAN DEVELOPMENT

	SCORE/100 2023	RANK/54 2023	CHANGE 2014-2023
HUMAN DEVELOPMENT	56.0	15	+4.0
HEALTH	60.6	18	+7.4
Access to Healthcare	64.8	10	+11.9
Access to Water & Sanitation	59.1	13	+6.6
Control of Communicable Diseases	72.6	25	+9.0
Control of Non-Communicable Diseases	71.7	36	+1.9
Child & Maternal Health	70.9	17	+9.6
Health Quality	36.9	32	+5.4
Public Perception of Health Provision	48.2	17	+7.7
EDUCATION	60.5	16	+9.4
Equality in Education	46.6	30	+0.3
Education Enrolment	60.9	8	+6.1
Education Completion	62.8	12	+8.7
Human Resources in Education	72.5	33	+14.0
Education Quality	62.1	6	-1.5
Public Perception of Education Provision	57.9	19	+28.8
SOCIAL PROTECTION & WELFARE	53.3	12	+1.6
Social Safety Nets	42.3	16	+4.2
Poverty Reduction Policies	71.8	7	+0.8
Socioeconomic Inequality Mitigation	45.0	31	-3.0
Decent Housing	44.3	19	+11.8
Food Security	78.9	11	+1.5
Public Perception of Social Protection & Lived Poverty	37.4	18	-6.1
SUSTAINABLE ENVIRONMENT	49.6	39	-2.5
Promotion of Environmental Sustainability	62.3	19	-7.1
Enforcement of Environmental Policies	52.3	20	-0.6
Air Quality	70.7	22	+11.6
Sustainable Use of Land & Forests	37.6	50	-4.3
Land & Water Biodiversity Protection	24.9	44	-12.1

Sources

SECURITY & RULE OF LAW

SECURITY & RULE OF LAW

SECURITY & SAFETY

Absence of Armed Conflict (ACLED/UCDP)
Absence of Violence against Civilians (ACLED/PTS)
Absence of Forced Migration (IDMC/UNHCR)
Absence of Human Trafficking & Forced Labour (ENACT/V-DEM)
Absence of Crime (ENACT/WHO)
Public Perception of Security & Safety (AFR)

RULE OF LAW & JUSTICE

Executive Compliance with the Rule of Law (V-DEM/WJP)
Impartiality of the Judicial System (AFIDEP/V-DEM)
Judicial Processes (V-DEM/WJP)
Equality before the Law (FH/WJP)
Law Enforcement (AFIDEP/WEF/WJP)
Property Rights (BS/V-DEM/WJP)
Public Perception of the Rule of Law (AFR)

ACCOUNTABILITY & TRANSPARENCY

Institutional Checks & Balances (BS/V-DEM/WJP)
Absence of Undue Influence (AFIDEP/BS/FH)
Civic Checks & Balances (BS/V-DEM/WJP)
Disclosure of Public Records (AFIDEP/IBP/WJP)
Accessibility of Public Records (AFIDEP/UNDESA/WJP)
Public Perception of Accountability (AFR)

ANTI-CORRUPTION

Anti-Corruption Mechanisms (AFIDEP/BS)
Absence of Corruption in State Institutions (V-DEM/WJP)
Absence of Corruption in the Public Sector (V-DEM/WEF/WJP)
Public Procurement Procedures (AFIDEP/WJP)
Absence of Corruption in the Private Sector (WB/WEF)
Public Perception of Anti-Corruption (AFR)

PARTICIPATION, RIGHTS & INCLUSION

PARTICIPATION, RIGHTS & INCLUSION

PARTICIPATION

Freedom of Association & Assembly (AFIDEP/FH)
Political Pluralism (AFIDEP/V-DEM)
Civil Society Space (AFIDEP/V-DEM)
Democratic Elections (AFIDEP/CDD-Ghana/V-DEM)
Deliberative & Participatory Governance (V-DEM)
Public Perception of Political Participation (AFR)

RIGHTS

Personal Liberties (FH/V-DEM/WJP)
Freedom of Expression & Belief (FH/V-DEM/WJP)
Media Freedom (AFIDEP/RSF/V-DEM)
Digital Freedom (AFIDEP/DSP&V-DEM/V-DEM)
Protection against Discrimination (AFIDEP)
Public Perception of Freedom of Speech (AFR)

INCLUSION & EQUALITY

Equal Political Power (V-DEM)
Equal Political Representation (FH/IPU/V-DEM)
Equal Civil Liberties (V-DEM)
Equal Socioeconomic Opportunity (AFIDEP/V-DEM)
Equal Access to Public Services (V-DEM)
Public Perception of Inclusion & Equality (AFR)

WOMEN'S EQUALITY

Political Power & Representation of Women (AFIDEP/IPU/V-DEM)
Rights & Civil Liberties for Women (V-DEM/WB)
Socioeconomic Opportunity for Women (AFIDEP/V-DEM)
Access to Public Services for Women (V-DEM)
Laws on Violence against Women (WB)
Public Perception of Female Leadership (AFR)

FOUNDATIONS FOR ECONOMIC OPPORTUNITY

FOUNDATIONS FOR ECONOMIC OPPORTUNITY

PUBLIC ADMINISTRATION

Civil Registration (AFIDEP)
Capacity of the Statistical System (AFIDEP/ODW/V-DEM/WB)
Effective Administration (AfDB/AFIDEP/V-DEM/WB)
Tax & Revenue Mobilisation (AfDB/UNU-WIDER/WB)
Budgetary & Financial Management (AfDB/WB)
Public Perception of Easiness to Obtain an Identity Document (AFR)

BUSINESS & LABOUR ENVIRONMENT

Regional Integration (AfDB/AfDB&AUC/UNCTAD)
Economic Diversification (OEC/UNCTAD)
Business & Competition Regulations (AfDB/BS/WB)
Access to Banking Services (IMF/WB)
Labour Relations (AFIDEP/WEF)
Secure Employment Opportunities (ILO/WB)
Public Perception of Economic Opportunities (AFR)

INFRASTRUCTURE

Transport Network (AfDB/WEF)
Access to Energy (WB/WHO)
Mobile Communications (ITU)
Internet & Computers (Cable/ITU/WB)
Shipping & Postal Network (UNCTAD/UPU)
Public Perception of Infrastructure (AFR)

RURAL ECONOMY

Rural Land & Water Access (IFAD)
Rural Market Access (IFAD)
Rural Economy Support (IFAD)
Rural Representation & Participation (IFAD)

HUMAN DEVELOPMENT

HUMAN DEVELOPMENT

HEALTH

Access to Healthcare (V-DEM/WHO)
Access to Water & Sanitation (WHO&UNICEF)
Control of Communicable Diseases (UNAIDS/WHO)
Control of Non-Communicable Diseases (IHME)
Child & Maternal Health (IGME/MMEIG/UNDESA/UNICEF&WHO&WB)
Health Quality (WHO)
Public Perception of Health Provision (AFR)

EDUCATION

Equality in Education (V-DEM/UNESCO)
Education Enrolment (UNESCO)
Education Completion (UNESCO)
Human Resources in Education (UNESCO)
Education Quality (BS/WB/WEF)
Public Perception of Education Provision (AFR)

SOCIAL PROTECTION & WELFARE

Social Safety Nets (AFIDEP/BS)
Poverty Reduction Policies (AfDB/BS/WB)
Socioeconomic Inequality Mitigation (AfDB/FFP/WB/WID.World)
Decent Housing (CAHF/UN-Habitat&UNDESA)
Food Security (FAO)
Public Perception of Social Protection & Lived Poverty (AFR)

SUSTAINABLE ENVIRONMENT

Promotion of Environmental Sustainability (AfDB/BS/WB)
Enforcement of Environmental Policies (WEF/WJP)
Air Quality (HEI&IHME)
Sustainable Use of Land & Forests (FAO/WB/WRI)
Land & Water Biodiversity Protection (ENACT/WB/Yale & Columbia)

Acronyms

ACLED	Armed Conflict Location & Event Data Project	UNCTAD	United Nations Conference on Trade and Development
AfDB	African Development Bank		
AFIDEP	African Institute for Development Policy	UNDESA	United Nations Department of Economic and Social Affairs
AFR	Afrobarometer		
AUC	African Union Commission	UNESCO	United Nations Educational, Scientific and Cultural Organization
BS	Bertelsmann Stiftung	UN-Habitat	United Nations Human Settlements Programme
Cable	Cable.co.uk	UNHCR	United Nations High Commissioner for Refugees
CAHF	Centre for Affordable Housing Finance in Africa	UNICEF	United Nations Children's Fund
CDD-Ghana	Ghana Center for Democratic Development	UNU-WIDER	United Nations University - World Institute for Development Economics Research
Columbia	Center for International Earth Science Information Network Earth Institute, Columbia University	UPU	Universal Postal Union
DSP	Digital Society Project	V-DEM	Varieties of Democracy Institute
ENACT	ENACT Africa	WB	World Bank
FAO	Food and Agriculture Organization of the United Nations	WEF	World Economic Forum
FFP	Fund for Peace	WHO	World Health Organization
FH	Freedom House	WID.World	World Inequality Database
HEI	Health Effects Institute	WJP	World Justice Project
IBP	International Budget Partnership	WRI	World Resources Institute
IDMC	Internal Displacement Monitoring Centre	Yale	Yale Center for Environmental Law & Policy
IFAD	International Fund for Agricultural Development		
IHME	Institute for Health Metrics and Evaluation		
ILO	International Labour Organization		
IMF	International Monetary Fund		
IPU	Inter-Parliamentary Union		
ITU	International Telecommunication Union		
ITUC	International Trade Union Confederation		
ODW	Open Data Watch		
OEC	Observatory for Economic Complexity		
PTS	Political Terror Scale		
RSF	Reporters sans frontières (Reporters Without Borders)		
UCDP	Uppsala Conflict Data Program		
UN IGME	United Nations Inter-agency Group for Child Mortality Estimation		
UN MMEIG	United Nations Maternal Mortality Estimation Inter-agency Group		
UNAIDS	Joint United Nations Programme on HIV/AIDS		

Country info

Region: Western Africa

Geography: Coastal

REC Membership(s):

Community of Sahel-Saharan States (CEN-SAD)

Economic Community of West African States (ECOWAS)

Leadership:

President John Atta Mills (2009-2012)

President John Mahama (2012-2017)

President Nana Akufo-Addo (2017-)

Additional data

Measure	Value	Rank	Unit
GDP	76.4	12	Current USD (billions)
GDP growth	2.9	35	Annual %
GDP per capita	2238.2	21	Current USD
Central Government Debt*	88.8	8	% of GDP
Population	34.1	13	Millions
ODA*	1045.6	23	Current USD (millions)
ODA per capita*	31.2	47	Current USD per capita
SDG Index	63.0	12	Score

* If 2023 data unavailable, latest available data is displayed.



mo.ibrahim.foundation

FB → /MolbrahimFoundation

X → @Mo_IbrahimFdn #IIAG

IG → moibrahimfoundation